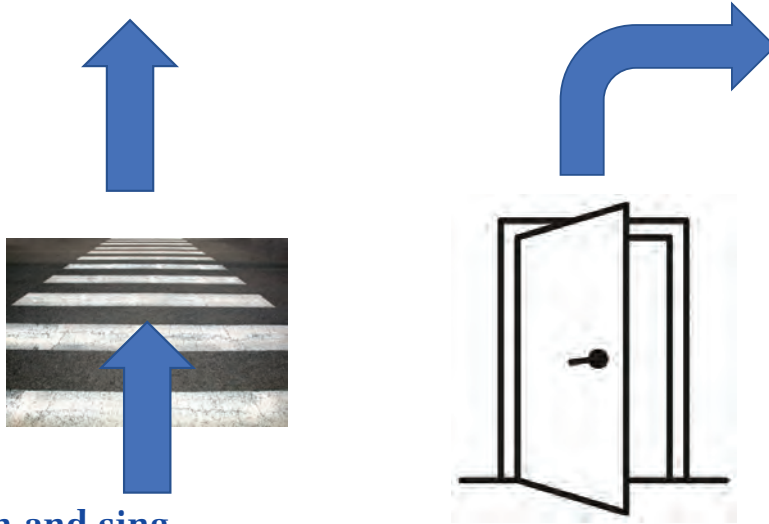


Getting started

A. Look at the symbols and pictures. What do they mean?



B. Listen and sing.

Cook it!

Open it, weigh it,
Shake it out,
Peel it, chop it,
Stir it about.

Squeeze it, pinch it,
Sieve it through,
Mix it, knead it,
Add a few.

Act out all the verbs from the song above. Do this with a friend using gestures.

Reading I

Answer these questions.

- Who cooks food at your home?
- Where did they learn to cook?
- Which food do you think is shown in the picture below?

How to Make Pancakes

Ingredients

100 gm of flour, two eggs, 300 milliliters of milk, a lemon and some sugar

Procedure

- First, break the eggs into a bowl.
- Next, add the milk.
- Sieve** the flour into the bowl.
- Stir** the mixture.
- Put a spoonful of the **mixture** into a hot frying pan.
- Cook for one minute.
- Flip the pancake.
- Cook the other side for a minute.
- Squeeze** lemon juice on the **pancake** and sprinkle with sugar.
- Now, enjoy eating your pancake!



A. Learn these words first and then complete the sentences with them.

sieve stir mixture squeeze pancake

- a. This bread is as flat as a
- b. A..... is a combination of different things.
- c. Heat the soup and until it thickens.
- d. Just take hold of the tube of toothpaste and
- e. When the tea is ready, into a glass.

B. Answer these questions.

- a. What ingredients do you need to make a pancake?
- b. How many eggs do you need?
- c. What do you do first?
- d. What do you do to the flour?
- e. What do you do with the mixture?
- f. How long do you cook the pancake?
- g. What do you put on the cooked pancake?

C. Work in pairs. Take turns to explain the recipe to your friend. Use gestures too.

Pronunciation

Listen to your teacher and say these words.

weigh	flip	chop	stir
squeeze	pinch	sieve	mix
knead	add		

Grammar I

- A. Read the following sentences. If anybody tells you to do these things (a to f below), do you do or don't do them?

Example: Run to the board. (I do)

Don't do your homework. (I don't)

- a. Open your book.
- b. Don't close the door.
- c. Stand up.
- d. Don't make a noise.
- e. Turn off the radio.
- f. Stop talking.

- B. Complete the following sentences. Use the verbs below. Use negative forms where appropriate. You may use the verbs more than once.

fall bully cheat follow sit
listen eat be stand pay

- a. Don't eat too much spicy food.
- b. Always in a queue when you are at a bus stop.
- c. noisy during lessons.
- d. to your teacher andtheir instructions.
- e. on tests.
- f. on your desk.
- g. late for school.
- h. your younger or less able classmates.
- i. attention all the time.
- j. asleep at school.
- k. polite to others.

C. Rewrite these sentences. Start with the verbs to keep the same meaning. Use negatives too.


Example: You must go to bed early today, Chetan.

Go to bed early today, Chetan.

- a. You should get up at six tomorrow morning.
..... at six tomorrow morning.
- b. You mustn't stand in the middle of the road.
..... in the middle of the road.
- c. You can have a drink with us.
..... a drink with us.
- d. You must clean the carpet in the living-room.
..... the carpet in the living-room.
- e. You needn't wait for others any longer.
..... for others any longer.
- f. You can't park your car in this street.
..... your car in this street.

Writing I

The pictures below show how to prepare an omelette. Complete the sentences below to write a set of instructions.



- First, heat a frying..... .
- Next, add into the
- Then, break an..... and add to the pan.
- until the white is just set.
- Finally, slide the onto your

Reading II

Connect the words/phrases to the correct picture.

- go straight
- turn right
- turn left
- on the right
- on the left
- train station
- post office
- bank



Reading a Map



- A. Study the map above. Read the directions below. Where do you reach when you follow the directions? Write the name of the places.

Your teacher will show the map in the class and will move her/his finger according to the directions below and you will say the name of the places you arrive at.







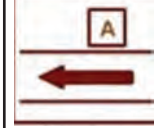

- Walk along Bhrikuti Street. Take the first turning on the right. Go straight on. It's on your left between the restaurant and the hospital.
- Walk along Balbhadra Street. Turn left into Phalgunanda Street. Go straight on. Take the second turning on the left. It's on your left between the amusement park and the greengrocer.
- Walk along Bhrikuti Street. Take the first turning on the left. It's on your right opposite the park.

- d. Walk along Balbhadra Street. Take the first turning on the left. It's on your right next to the bank.
- e. Walk along Bhrikuti Street. Take the second turning on the left. It's on your left.









Grammar II

A. Write correct phrases from the box under each picture.

across the road next to the box past straight
 through the grass in front of the box between the boxes
 out of the box

 out of the box			
			

B. Study the map below. Choose the correct answers for a-d below.

Bakery 	Police Station 	Museum 	Bank 
New Road			
 School	 Park	 Temple	 Library

- a. The temple is the library.
 i. between ii. opposite iii. next to
- b. The bank is the library.
 i. between ii. opposite iii. next to
- c. The park is the school and the temple.
 i. between ii. opposite iii. next to
- d. The police station is the park.
 i. between ii. opposite iii. next to

C. Complete the sentences below with one of the words from the box.

in front of	along	under	out of	of
at	straight	on	past	across

- a. Go the building and turn left.
- b. At the end the street, turn right.
- c. the traffic lights, turn right again.
- d. Go ahead until you come to a petrol station.
- e. Next, take the third turning your right.
- f. Go the stationery shop and carry on until you come to a bridge.
- g. Go the bridge and on the other side you will see a park.
- h. Keep going. After about 300 metres, you go a railway bridge.
- i. Keep going for another 100 metres.
- j. You'll see the tourist information office you. You can't miss it.

Listening

A. Where do you live? Answer these questions to your friend.

- a. Where is your house located?
- b. Where is the post office/ health post/clinic located?



B. Listen to Sarah talking about the area where she lives. Where are these places (a-e) located? Listen and match.

- | | |
|-----------------------------|---------------------------------------|
| a. her apartment | i. one block down the street. |
| b. the grocery store | ii. between a bank and a coffee shop. |
| c. the movie theater | iii. a block past the subway. |
| d. the subway | iv. across from the coffee shop. |
| e. her favourite restaurant | v. next to the grocery store. |
- C. Try remembering some of the directions Sarah was saying. Write two or three sentences she said while giving directions.

Speaking

Work in pairs. Study the map below. Take turns to ask for and give directions to reach to the places (a-d). Use the expressions in the box to help you.

- a. market
- b. bus station
- c. coffee shop
- d. bank

Excuse me, where is
..... ?

How do I get to?

What are the directions
to....?

Go straight

Turn left/turn right at
the junction ...

Walk along the road
until ...

The is on your left/
right.

It's opposite/next to ...

It's in between ... and ...



Writing II

Look at the map above and write directions on how to get to the following places.

- shoe shop
- cafe
- hospital

Do it yourself.

Draw a map of your school. Show different rooms and other things like the playground. Give the map to your brother/sister or a neighbour. Try giving directions to go to different rooms from your classroom.